




SD40 is a wooden sound insulation door for use in heated work and living areas to close openings between sound insulating sections.

The temperature difference between the rooms to be separated must not exceed 5 ° C.




Sound insulation

Rw 37–38dB

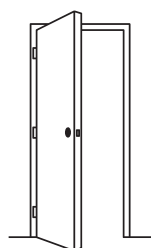


TECHNICAL DATA

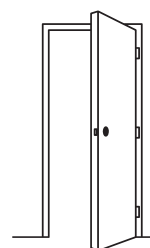
| | |
|----------------|--|
| Size | M7–10 x M20–21 |
| Door leaf | rebated, thickness 40mm |
| Frame | pine, depth 92mm |
| Threshold | oak, height 22mm |
| Locking system | lock case ASSA 565 and striking plate 2863–6 |
| Hinges | plate hinges NTR 110–30 |
| Finishing | white (S 0502–Y) or special colour |
| Extras | stainless steel kick plate, surface mounted door closer, grooved patterns, veneer cover, glued decorative panels and / or moldings, laminate cover, additional lock case |



LEFT



RIGHT



It is possible to get special solutions. More information from the representative.



| | H | B | W | A | A1 | A2 |
|-----|------|------|-----|-----|-----|-----|
| M7 | | | 690 | 645 | 606 | 589 |
| M8 | | | 790 | 745 | 706 | 689 |
| M9 | | | 890 | 845 | 806 | 789 |
| M10 | | | 990 | 945 | 906 | 889 |
| M20 | 1990 | 1948 | | | | |
| M21 | 2090 | 2048 | | | | |

